

HCRC Flyer

March 2022



AMA Charter #341



Just a photo of a brand new Hanger 9 F-22 Raptor, being converted from glow 35 to a Rimfire 60 with a 80A esc, also retrofitted with custom made electric retracts and full 90 degree deflection on most surfaces. A custom paint/Camo pattern coming next.

Photo taken by Alan JR



2022

DI Pattern Events
(NY, NJ, PA, CT, RI, MA,
VT, NH and ME)

- 2 APR** | Judging Seminar
6 APR | Zoom Meeting to discuss maneuvers,
rules, planes and Q&A
- 4 MAY** | Zoom Meeting to discuss maneuvers,
rules, planes and Q&A
22 MAY | BCAM, Kutztown, PA
- 4 JUN** | Haverstraw Pattern Challenge, NY
<https://www.hvrcc.com>
11 JUN | Sky Chiefs, Canandaigua, NY
25 JUN | LVRCS, Easton, PA

- 9 JUL** | Burlington County RC,
Pemberton Airport, Pemberton, NJ
30 JUL | ARCS, Marcellus, NY

- Augst** | NATS, Muncie, IN
first week
13-14 AUG | Aero Guidance, Endicott, NY (not confirmed)

- 10 SEP** | Millstone Flyers Contest

**Final contest details will be sent
60 days prior to each event.**

All pilots are welcome and any planes in opening classes



www.nsrca.us



michaeloka1

Questions and training dates,
please contact Michael Oka
michaelhisamuneoka@gmail.com



HCRC Meeting Notes from Thursday, February 3rd, 2022

No Quorum Present - 12 Members including 2 Executive Members present: Mike Shaw, Bill Ewers, Gus Coelho, Peter Cincotta, Bob Prosciak, Leland Johnston, Lou Enselek, Mike Booth, Angel Ruiz, Eric Wroblewski, David Matlasz and Rick Nadeau

Club finances for the month of January were reported and approved.

The club is still looking for a volunteer to be the lead flight instructor. We are also looking for volunteers in general to help with club events.

Denise Sitler is the new Youth Introduction Coordinator. This is a new position to help the club attract youth members.

Hog Heaven - Make sure you identify your club affiliation when purchasing from Hog Heaven. They base their donations to our events based on how much our club spends with them.


New Member Applications:

Gary Pierce was voted into the club.



GATE COMBO CHANGE

The club will be changing the combination to the gate effective as of the Spring Cleanup Day in late April. The new combination will be emailed to members in good standing.





YOUTH INTRODUCTION COORDINATOR

Hello all,

I would like to announce that Denise Sitler has volunteered to be our club's Youth Introduction Coordinator. She will focus on meeting with young children of elementary, middle school & high school age and their teachers. Many schools are teaching STEM Science Technology Engineering Mathematics in the classroom these days and this is a perfect time to introduce these students to the hobby of model airplanes. Denise's goal is to help teachers educate the students when it comes to the airplanes & aeronautics part of the curriculum and hopefully peaking their interest in flying model airplanes and possibly becoming new young members of HCRC.

Denise is perfect for this position. She has taught music in public schools to young people for over 13 years and continues today privately. She has a fair amount of contacts in the local school system to help her with this position. Although she does not fly model planes herself she supports her husband, Bill an HCRC member, in this hobby and has seen firsthand the positive affects on young adults around model aviation. Her son who was exposed to model airplanes at a young age from his dad has gone on to a career in aviation as an F16 pilot and now is a T-38 instructor and safety officer stationed at Vance AFB in Enid, OK.

Denise is already busy with her first assignment. Our club has had a teacher reach out to HCRC about this very topic. He teaches elementary school children in Amherst. Being a new position, Denise is starting from scratch. She is in the process of creating Power Point presentations, one for elementary age children and one for middle & high school age children. She needs someone to help her put these presentations together electronically using Office PP or Goggle slides. She also needs content for bullet point questions and answers to airplane physics that are age appropriate for both age groups, 9 & 10 and 11 to 14. She also needs pictures of kids & others flying at our field.

Denise may also need your help from time to time to do a classroom static display of model airplanes and speak a little about them with some Q & A. It would be great if some of our existing young members could help with this. Kids talking to kids has a more direct impact. There will also be times when the students may visit our field to experience our planes flying in person and getting a turn on the buddy box to really get their excitement going.

So be sure to say hello to Denise when you see her at the field and thank her for volunteering to help our club. We're always in need of volunteers to help keep the club improving and running smoothly.

Please help support this important club position. Our club is need of more young members. Denise can be reached at 413-568-6595 (landline) or email at wds1956a@gmail.com.

February 22, 1940 - January 15, 2022 (age 81)

Robert Allan Warner



Obituary

Robert Allan Warner, 81, of Narragansett, passed away Saturday, January 15th. Born in South Hadley, MA, to the late Howard and Ruth (Sorton) Warner. He was the loving husband of Elaine (Dube) Warner.

Robert also leaves behind his children; Lea Highcove and her husband Dan, Shannon Matson and her husband Mike, grandchildren; Julia and Claudia Highcove, Sydney Matson.

Services will be private.

To send flowers to the family or plant a tree in memory of Robert Allan Warner please visit our [Tribute Store](#).

Message from Ron

A Note To Members

Our March meeting will be held on Thursday March 3rd at 7PM at the VFW 18 Meadow Street, Florence.

Food will be served around 6:30.

We will be serving American Chop Suey because I didn't make the last meeting.

Hot coffee and cold drinks also available.

.

[New Uses for Clothespins](#)


[Debra Cleghorn](#)

[Featured News](#), [How-tos](#)

[4 Comments](#)



The ordinary clothespin can do a lot more than hold sheets on a dryer line! Here are five of our favorite RC uses for them. Share how you use clothespins for modeling in the comments below!



CLIP TIP

For electric RC pilots, keeping track of battery status at the field can be a challenge. It is easy to lose track of which packs have been discharged and which ones are ready to go. To solve this problem, get some wooden clothespins and paint some of them red and some of them green. When you remove the spent battery pack from an airplane, attach a red pin to its lead. When you have recharged the battery pack, remove the red clothespin and replace it with a green clothespin. You'll never install a dead battery again.



CLOTHESPIN CLAMP

It can be tough to securely clamp a shallow-angle glue joint. To make a clamp that won't shift, cut off the ends of a standard clothespin's jaws (where the taper ends). Through each end, drill a small hole just big enough to seat a pin, tack, or small nail. Position the pins approximately 1/8 inch to the inside of the clothespin's pegs. When you clamp the clothespin onto the joint, the pins will bite into the wood and prevent the clamp from shifting as the glue dries.



SOLDERING CADDY


Here's a great little soldering caddy that's made from a wooden box such as the ones once used for candies or

cigars. Take the box (it can have either a hinged or sliding lid) and mount several clothespins around the top. Next, to prevent splintering, pre-drill a hole in the base of each clothespin and then screw it to the top of the box in any arrangement that fits my needs. The one shown will accommodate different soldering situations, and the screw in each clothespin lets me reposition or easily replace the pin. The box can also store your soldering iron, heat sink and solder.



BRISTLE BUDDY

When you soak brushes in thinner, try using a clothespin to grip the paintbrush, then rest it on the edge of a small jar, so the bristles hang clear of the bottom. This will prevent the bristles from bending and getting damaged from the sediment in the bottom of the jar.



LOCK DOWN

In the past, I have been plagued by broken servo gears caused when I've bumped the control surface against a hard object while carrying the airplane. So, I took a clue from full-sized aircraft control surface arrestors and made a model version out of plastic clothespins and some self-adhesive neoprene weather stripping. Two short neoprene strips are taped to the inside of the clothespin jaws. Now just clamp them to the control surface and any solid part of that surface to prevent that surface from moving.

Airplane of the month: “ North American Rockwell OV-10 Bronco ”



The **North American Rockwell OV-10 Bronco** is an American twin-[turboprop light attack](#) and [observation](#) aircraft. It was developed in the 1960s as a special aircraft for [counter-insurgency](#) (COIN) combat, and one of its primary missions was as a [forward air control](#) (FAC) aircraft. It can carry up to 3,200 lb (1,450 kg) of external [munitions](#), internal loads such as paratroopers or stretchers, and [loiter](#) for three or more hours.

The aircraft was initially conceived in the early 1960s through an informal collaboration between W.H. Beckett and Colonel K.P. Rice, [U.S. Marine Corps](#), who met at [Naval Air Weapons Station China Lake](#), California, and who also happened to live near each other. The

original concept was for a rugged, simple, close air support aircraft integrated with forward ground operations. At the time, the [U.S. Army](#) was still experimenting with armed helicopters, and the [U.S. Air Force](#) was not interested in close air support.

The concept aircraft was to operate from expedient forward air bases using roads as runways. Speed was to be from very slow to medium subsonic, with much longer loiter times than a pure jet. Efficient [turboprop](#) engines would give better performance than [piston engines](#). Weapons were to be mounted on the centerline to get efficient un ranged aiming. The inventors favored strafing weapons such as self-loading [recoilless rifles](#), which could deliver aimed explosive shells with less recoil than cannons, and a lower per-round weight than rockets. The airframe was to be designed to avoid the back blast.

Beckett and Rice developed a basic platform meeting these requirements, then attempted to build a [fiberglass](#) prototype in a garage. The effort produced enthusiastic supporters and an informal pamphlet describing the concept. W.H. Beckett, who had retired from the Marine Corps, went to work at North American Aviation to sell the aircraft.

Upcoming Events:

03/03/2022 - Club business meeting 7pm Florence VFW (Food By Ron)

04/07/2022 – Club business meeting (TBD)



**HOG HEAVEN
HOBBIES**
Radio Control,
Trains, Models,
Toys & Crafts
494 Main Street
Sturbridge, MA 01518
info@hogheavenhobbies.com



John Glennon
(508) 347-9350

**HOBBY
WORLD**



RT 8 Adams, MA



www.rcmadness.com
101 North Street Enfield, CT 06082
860.741.6501

Thank you to our sponsors

Officers

PRESIDENT

Mike Shaw
15 Overlea Drive
Springfield, MA 01119
(413) 330-1827
mshaw.spfld@gmail.com

VICE PRESIDENT

Dan Kapinos
122 Plain Street
Easthampton, MA 01027
(413) 527-0436
danielk53164@gmail.com

TREASURER

Ron Paul
367 Ware Street
Palmer, MA 01069
(413) 374-3212
rpm3xlm@comcast.net

SECRETARY

Bill Ewers
20 Beacon Street
Florence, MA 01062
(413) 695-3503
billewers@hotmail.com

BOARD OF DIRECTORS:

| | |
|--------------------------------|--|
| Alan R. Crawford | alanhcrc@gmail.com |
| Santiago Mercado (413)627-9250 | Santme2000@hotmail.com |
| Edward Kopec (413) 532-7071 | |
| Gordie Lauder (413) 532-0135 | gordonlauder@comcast.net |
| Pat Malone (413) 320-6437 | pmalone60@comcast.net |
| Pete Cincotta | Peinc01085@Comcast.net |
| Mark Wasielewski | mwasielewski@behindthetrees.com |

MISC:

Denise Sitler (413)568-6595 wds1956a@gmail.com

Newsletter Editor

Webmaster

Youth introduction Coordinator